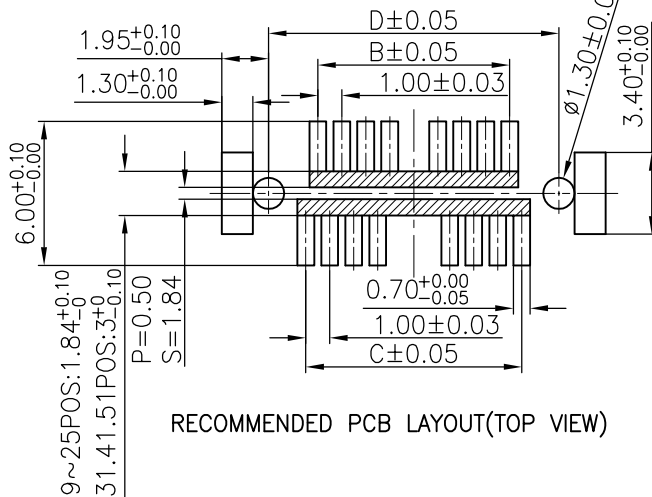
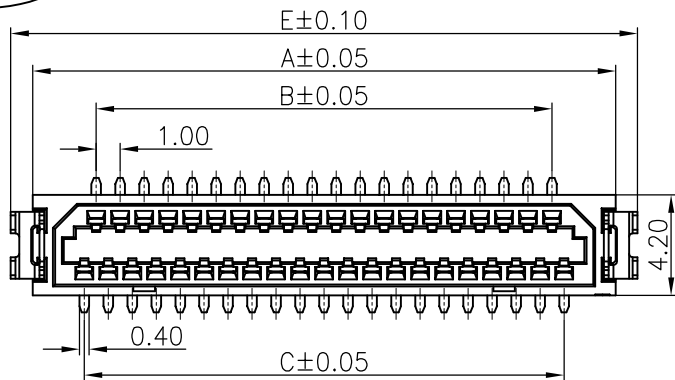
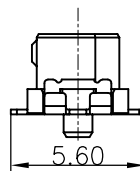
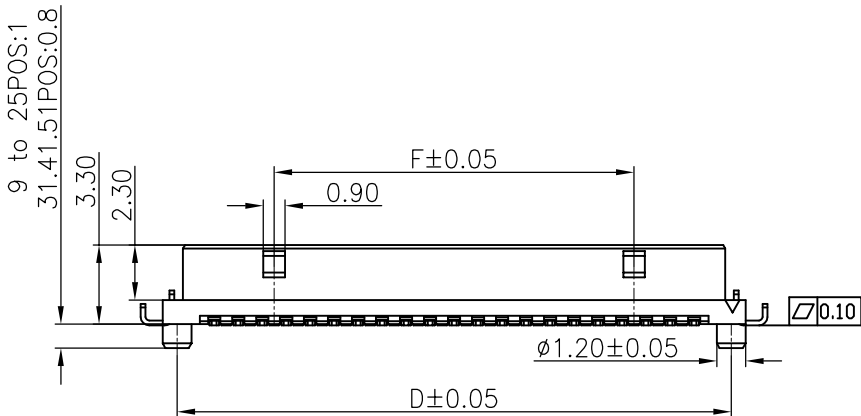


The product using material and processing must conform to the "WI-PZ-001"HSF technical standard control requirements

RoHS+HF



RECOMMENDED PCB LAYOUT(TOP VIEW)



- NOTE:
- MATERIAL SPECIFICATION:**
    - 1-HOUSING:LCP, UL94V-0 COLOUR: WHITE
    - 2-CONTACTS:PHOSPHOR BRONZE
    - 3-SHELL:BRASS
  - PLATING SPECIFICATION:**
    - 2-1.CONTACTS: SN PLATED OR AU PLATED ON CONTACT AREA.
    - 2-2.SHELL:SN PLATED.
  - MECHANICAL PERFORMANCE:**
    - 3-1.INSERTION FORCE: 0.12kgf MAX
    - 3-2.REMOVAL FORCE: 0.08kgf MIN
    - 3-3.DURABILITY: 30 CYCLES.
  - ELECTRICAL PERFORMANCE:**
    - 4-1. RATED CURRENT : 0.5A  
RATED VOLTAGE : 150V AC
    - 4-2.INSULATION RESISTANCE : 500MΩ MIN  
CONTACT RESISTANCE : 50mΩ MAX.
    - 4-3.WITHSTANDING VOLTAGE: 250V AC
  - ENVIRONMENTAL PERFORMANCE:**

OPERATING TEMPERATURE: -45°C~+125°C.
  - PACKAGE SPEC:REEL**
  - P/N:** B1001 33 F 0- 2 XX 2 X X 101
- SERIES NO: \_\_\_\_\_ COLOR: A-BLACK, K-WHITE, S-NATURE
- HEIGHT: 33: 3.3mm PLATING: A-ALL AU G/F, C-BRIGHE TIN, 1-G/F
- MALE FEMALE: \_\_\_\_\_ TERMPOINT: 2-SMT
- F-FEMALE \_\_\_\_\_ PIN Q'PY: 09~51
- ANGLE: 0-180°
- ROW NO: 2-DOUBLE ROW

Ordering Information & Dimensions

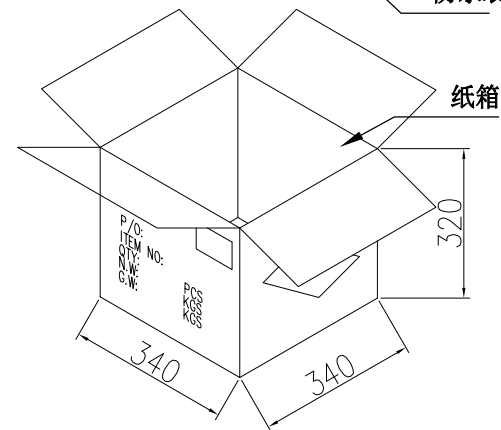
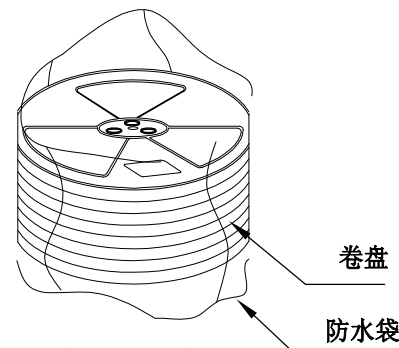
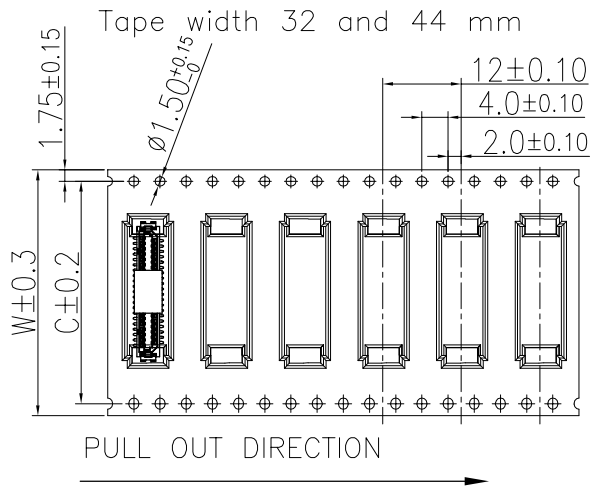
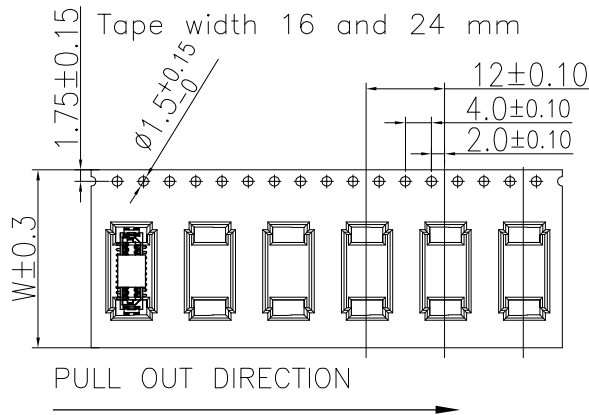
Circuit	Dimensions(mm)					
	A	B	C	D	E	F
09	8.3	3	4	7.1	10.1	0
11	9.3	4	5	8.1	11.1	0
13	10.3	5	6	9.1	12.1	0
15	11.3	6	7	10.1	13.1	0
17	12.3	7	8	11.1	14.1	0
19	13.3	8	9	12.1	15.1	0
21	14.3	9	10	13.1	16.1	5
23	15.3	10	11	14.1	17.1	6
25	16.3	11	12	15.1	18.1	7
31	19.3	14	15	18.1	21.1	10
41	24.3	19	20	23.1	26.1	15
51	29.3	24	25	28.1	31.1	20

REV.	REVISION RECORD	DATE		GENERAL TOLERANCES		SCALE: 1:1	NAME	DATE	PART.NO:	DWG.NO:	
A0	NEW RELEASE	21.01.13		LINEAR	ANGLES	APPROVED	Wang_jr	21.01.13	B100133F0-2XX2XX101	ENDE05	
			UNIT:mm	X'REF±6'	DESIGNER	Han_Gao	21.01.13	TITLE:	Board to Board Pitch1.0 H3.3mm 单槽双排		REV: A0 SHEET: 1/2
			SIZE: A4	X'X' ±2'	DRAWN	Zijun_Huang	21.01.13	带定位柱带焊片 SMT型母座			

The product using material and processing must conform to the "WI-PZ-001"HSF technical standard control requirements

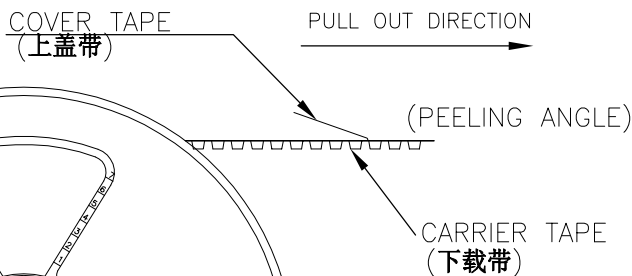
NOTE:

- 1.0 Sprocket hole pitch cumulative tolerance  $\pm 0.20$ .
- 2.Carrier camber is within 1mm in 100mm.
- 3.Material: black conductive polystyrene alloy.
- 4.Material Thickness:  $0.3 \pm 0.05$ mm.
- 5.For tape width(dim W)16 and 24mm pilot holes are provided on one sides.  
For tape width(dim W)32, 44 and 56mm pilot holes are provided on both sides.



Circuit	W	C	PCS /REEL	REEL/CARTON	SUM(PCS)
11~17PIN	24	-	1000	11	11000
19~31PIN	32	28.4	1000	8	8000
41PIN	44	40.4	1000	6	6000

RoHS+HF



REEL (胶盘)

GP LABEL (环保标签) (1PCS)

LABEL (标签)

$\phi 330$

W+4

REV.	REVISION RECORD	DATE	GENERAL TOLERANCES		SCALE:	NAME	DATE	PART.NO:	DWG.NO:
A0	NEW RELEASE	21.01.13	LINEAR	ANGLES	1:1	Wang_jr	21.01.13	PACKING DRAW	ENDE05
			0.0±0.35	X'REF±6°	APPROVED	Han_Gao	21.01.13	TITLE: BOARD TO BOARD PITCH1.0 H3.3MM SMT FEMALE REEL PACKING DRAW	REV: A0 SHEET: 2/2
			0.00±0.25	X'±3°	DESIGNER	Zijun_Huang	21.01.13		
			0.000±0.10	X'X' ±2°	DRAWN				



WanLian Teconology Co., Ltd